



OBLIGATORY LOGISTICS ENVELOPE - ELO



Operators update, April 7th, 2026

Summary

1. Reminders concerning ELO's smart border

- a. The smart border process
- b. ELO's purpose
- c. Pre-requisite : create a douane.gouv account

2. How to create an ELO

- a. Filling of the pairing data
- b. Declarations integration within ELO
 - Compliance with ICS2
 - Customs declarations
- c. ELO's modification
- d. ELO's closing
- e. Barcode's generation for crossing

3. Customs services backup procedures

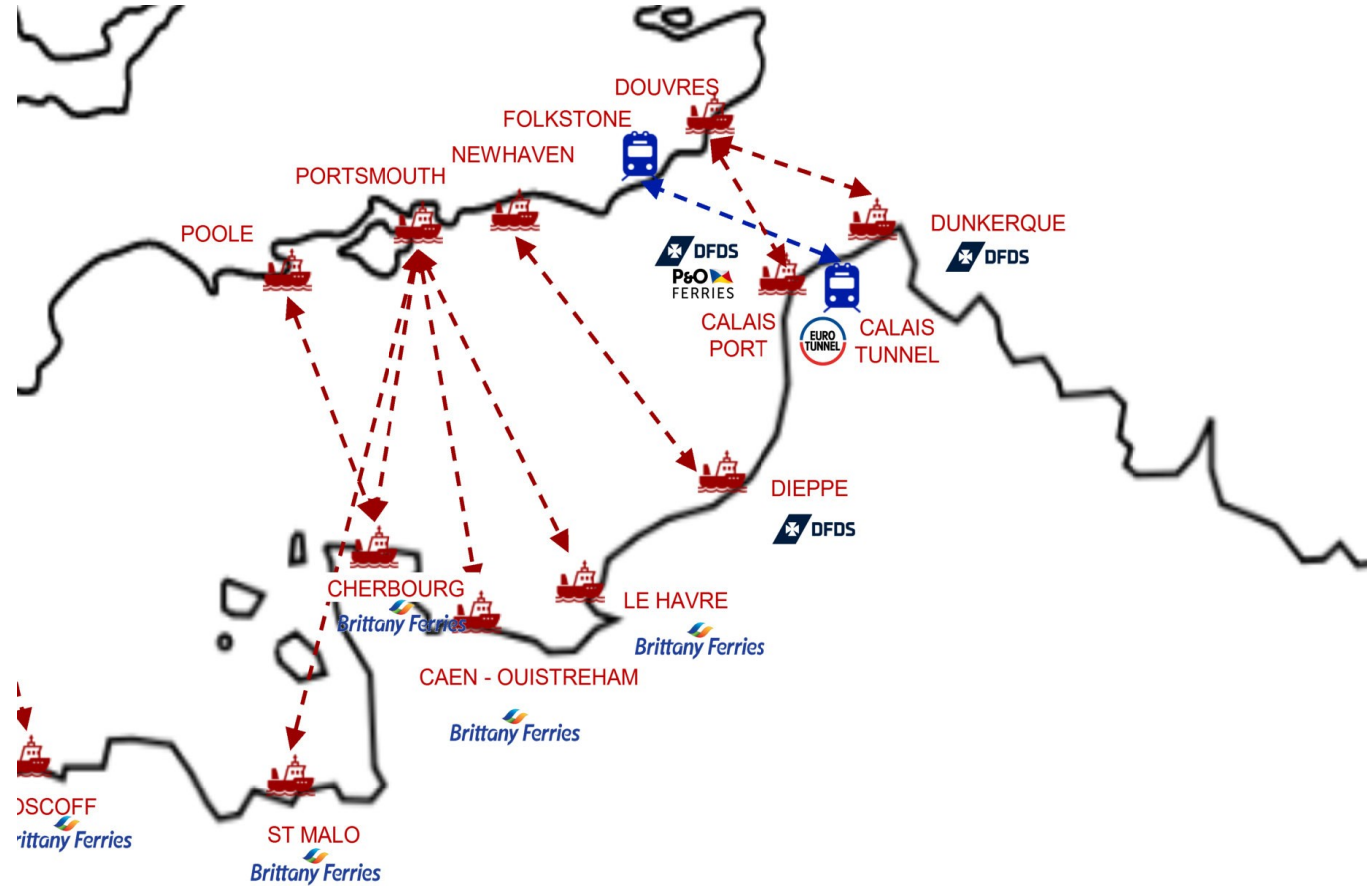
- a. ELO and SI Brexit
- b. Customs declarations' services

4. Transition to mandatory ELO

1. Reminders concerning ELO's smart border

a. The smart border process

Since Brexit, French customs is using a smart border process to manage road freight between UE and UK. This system rests on cooperation between French customs and Channel crossing companies.



1. Reminders concerning ELO's smart border


a. ELO's purpose

ELO webservice is available since **28th, April 2025**.

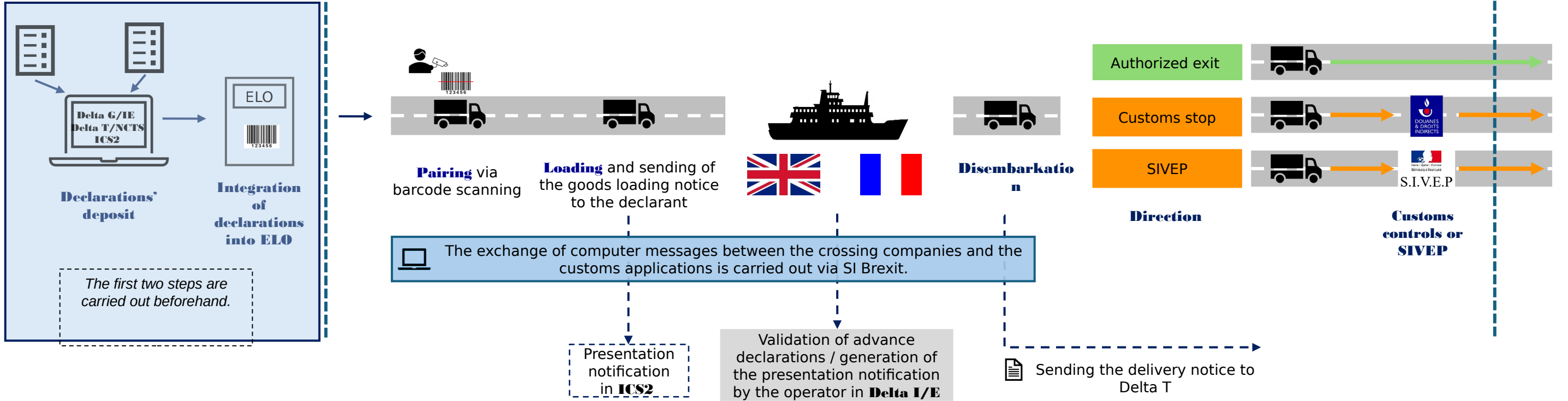
The ELO introduction aims to :

- ease the **pairing stage**, as crossing companies only scan one barcode instead of multiple customs declarations ;
- reduce manual errors on pairing ;
- **give visibility to economic operators** on the border crossing.

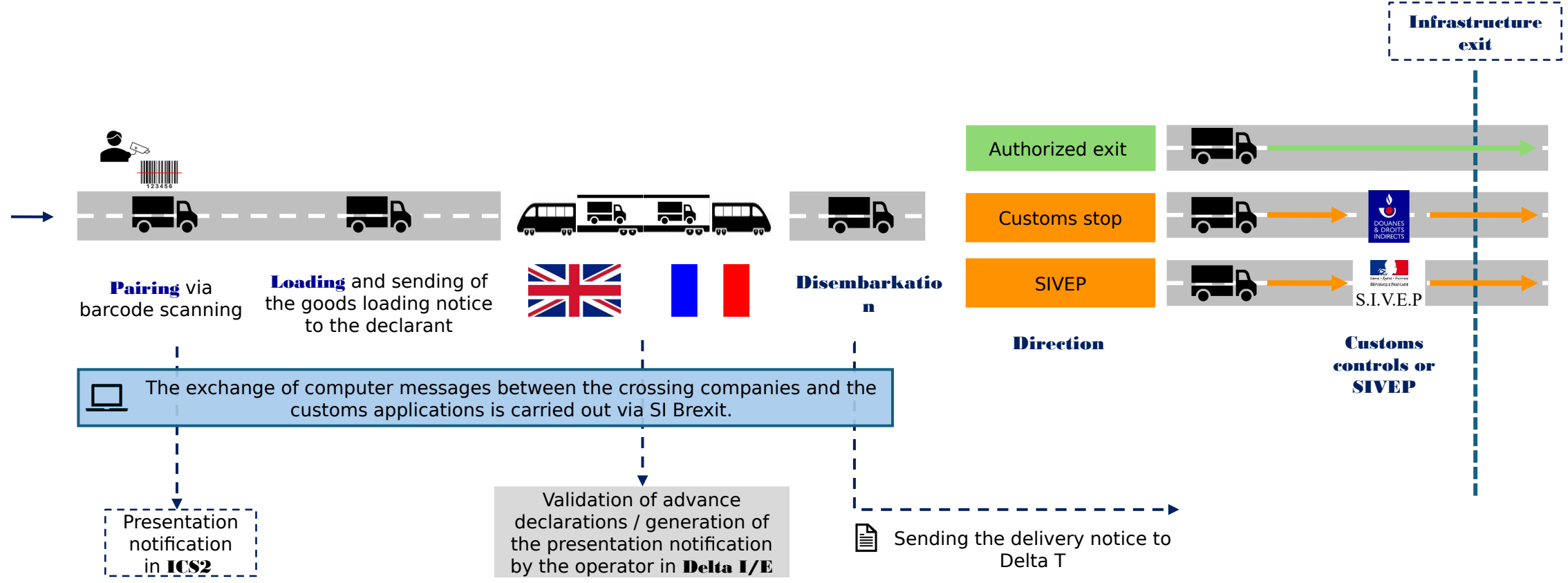
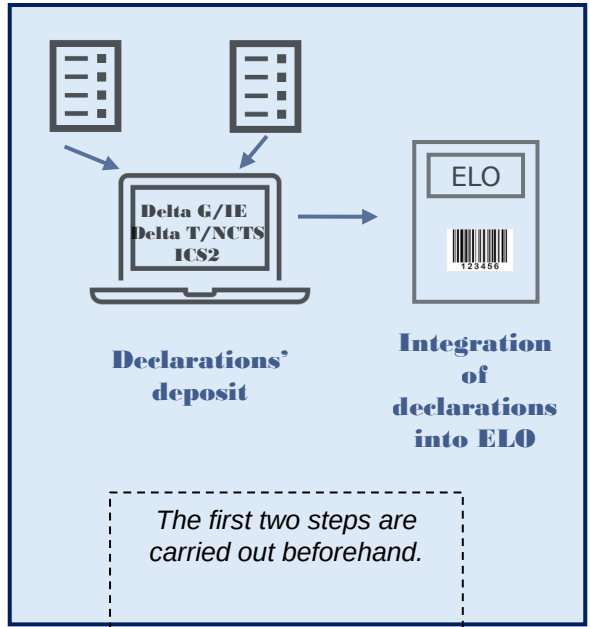
The new process is introduced in the following slides.



Import (ferry)




Import (tunnel)





Desembarkation



Loading and sending of the goods loading notice to the declarant

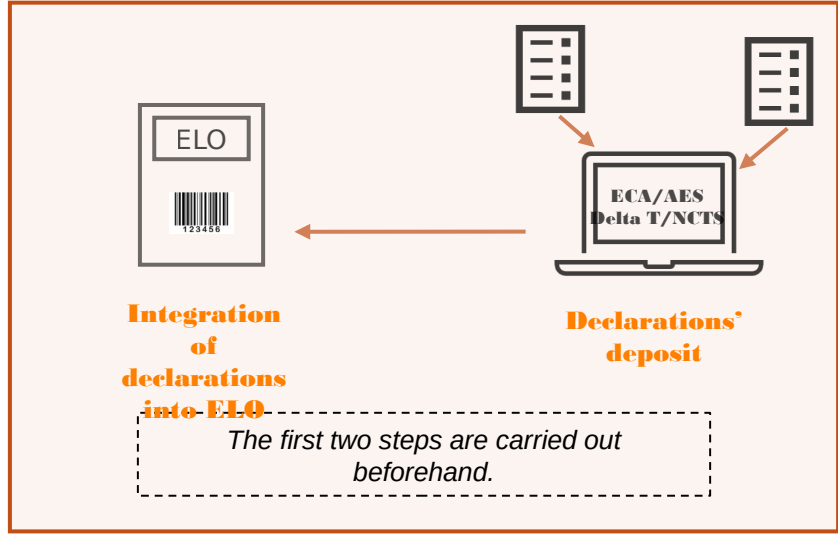


Pairing via barcode scanning

The exchange of computer messages between the crossing companies and the customs applications is carried out via SI Brexit.

Clearing of movements in ECS/AES (except for transit)

ECS release announcement



1. Reminders concerning ELO's smart border

c. Pre-requisite : create a douane.gouv account

To create a personal douane.gouv account, please refer to our website :
<https://www.douane.gouv.fr/sinscrire-et-creer-un-compte-personnel-sur-douane.gouvfr#Rattachement>

Company affiliation is not required for access to ELO, but is recommended.

Particuliers Professionnels La douane Nous rejoindre Services & Aide

Accueil • Gérer les informations du compte • Ajouter un établissement de rattachement

Ajouter un établissement de rattachement

Si votre entreprise est référencée à l'INSEE (SIREN), le rattachement doit se faire sur le SIRET de l'un des établissements.

J'ai un numéro SIRET (France) Je n'ai pas de numéro SIRET (Europe, Douane, Autre)

Code type : EORI

Numéro : Your UE EORI

Vérifier à nouveau

1 Verify

1 établissement a bien été trouvé.

Si le résultat ne correspond pas, vous pouvez changer le type de code et/ou le numéro pour vérifiez-le à nouveau.
Si les renseignements sont exacts, il ne vous reste plus qu'à confirmer le rattachement à l'entreprise.

Your détails

2 Confirm

CONFIRMER

Get back to us if you do not exist in our test environment. The example is illustrated with a UE-EORI (it's also possible using the customs number as SIRET). If you have a SIRET, use the SIRET to attach you.

⚠ Attention in some cases the translators integrated into the browsers prevent from confirming. If this is the case (you click on confirm and nothing happens) then remove the translator and confirm on the native version of the site (in French).

2. How to create an ELO

a. Filling of the pairing data

Pairing data

Crossing direction

Import
From UK to Europe

Export
From Europe to UK

Lorry type

Loaded

Empty

You are transporting goods under TIR or ATA carnet

You are transporting goods under CN label (postal)

You are transporting only pallets or empty packaging

You are transporting goods under sanitary or phytosanitary regulations

You are transporting Fishery products

Cancel

Validate

← TIR/ATA pairing for NATO movements (302) and emergency humanitarian aid to Ukraine (when the total value of imported goods exceeds €1,000)

2. How to create an ELO

a. Filling of the pairing data

Pairing data

Crossing direction

Import
From UK to Europe

Export
From Europe to UK

Lorry type

Loaded

Empty

You are transporting goods under TIR or ATA carnet

2. How to create an ELO

- b. Declarations integration within ELO
 - Compliance with ICS2

An ICS2 ENS MRN is mandatory for all **loaded crossing from UK to France**.

Exceptions :

- You are transporting goods under TIR or ATA carnet, without CMR (transport contract)
- You are transporting only pallets or empty packaging

Please note that ELO does not accept ICS(1) formalities.

2. How to create an ELO

- b. Declarations integration within ELO
 - Customs declarations

ELO is designed to welcome :

- GB,IE, XI and FR MRN transit declarations entering France ;
- MRN transit declarations (except GB, IE and XI) exiting France ;
- anticipated french import declarations CRN entering France ;
- EU export declarations MRN exiting France.

CRM, ESS, TIR-ATA carnet reference, GMR or UK declarations are not accepted in ELO.

2. How to create an ELO

c. ELO's modification

It is possible to modify an ELO **only before pairing stage**, whether the envelope was closed or not, by :

- adding of suppressing declarations' references ;
- updating the pairing data.

The ELO created will then be re-verified by our systems when closed.

Homepage > ELO Management >

B202603301126525387W CLOSED Delete Edit

Download the ELO in PDF format for pairing
ELO number : E120260
PDF - max 800 ko

→ Do you confirm the edition?
If you confirm, your ELO will return to its draft state and the token will no longer be valid.

Cancel Confirm

Declarations list
Number of declarations : 0
Declaration type: None
Search for a declaration: Search

Declaration management | **Main data**

ELO tracking
Modified on 02/04/2026, 10:34
Created on 30/03/2026, 11:26

Pairing data
Crossing direction: Import
Lorry type
 Loaded Empty
You are transporting goods under TIR or ATA carnet
Your goods under TIR or ATA carnet are covered by a transport contract
You are transporting goods under CN label (postal)
You are transporting only pallets or empty packaging
You are transporting goods under sanitary or phytosanitary regulations
You are transporting Fishery products

Declarations list
Number of declarations : 1
Declaration type: None
Search for a declaration: Search

25FRD0000002402CR7 Delete
Type of declaration : Anticipated importation declaration

2. How to create an ELO

d. ELO's closing

compliant ELO :

Format check **OK**

Consistency check **OK**

Existence and status check **OK** (at ELO closure time)

The screenshot shows the 'Enveloppe logistique obligatoire - ELO' interface. At the top, there are logos for the French Republic and the Customs and Excise Department, along with the text 'SI Brexit'. The user is identified as 'Louise POULAIN'. The main header displays the ELO number 'B202503181718220196J' and its status 'FERMÉE'. Below this, there is a section for downloading the ELO as a PDF for pairing, with the number 'E1202503200845440204P' and a note 'PDF - max 800 ko'. The main content area is divided into two tabs: 'Gestions des déclarations' and 'Données générales'. Under 'Gestions des déclarations', there is a section titled 'Liste des déclarations' showing 'Nombre de déclarations : 4'. A search bar is present with 'Aucun' selected in the dropdown and a 'Rechercher' button. The list contains four entries, all marked as 'CONFORME':

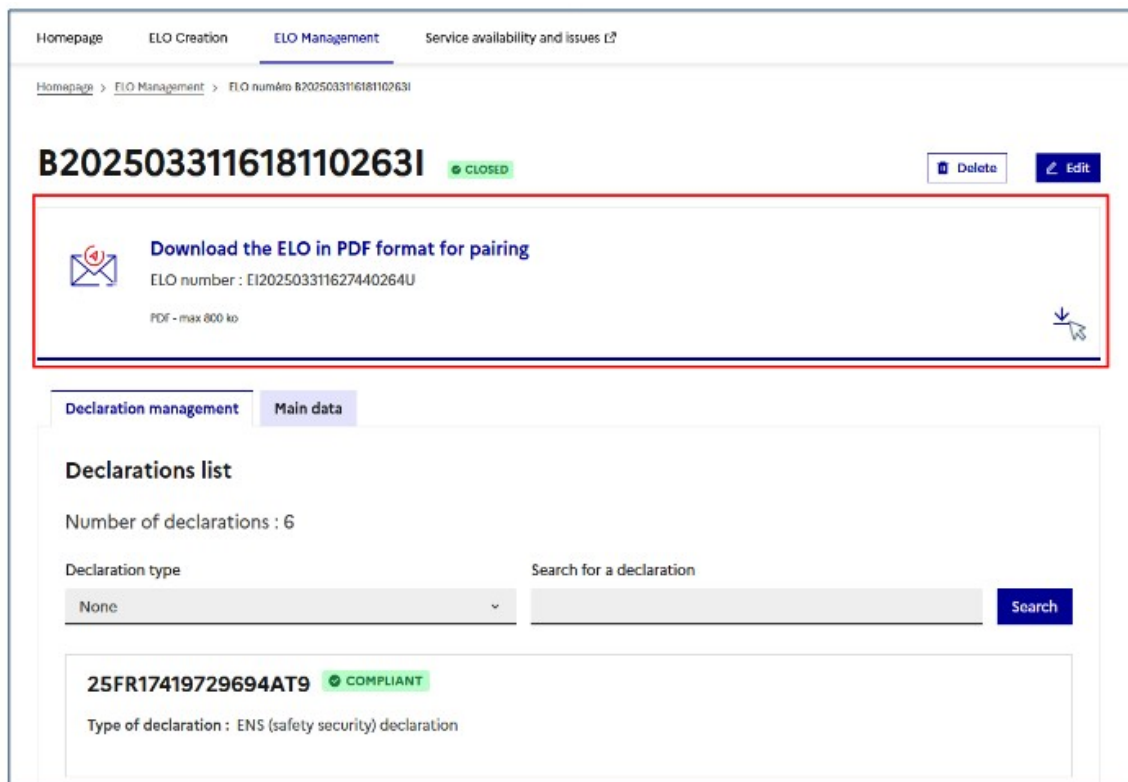
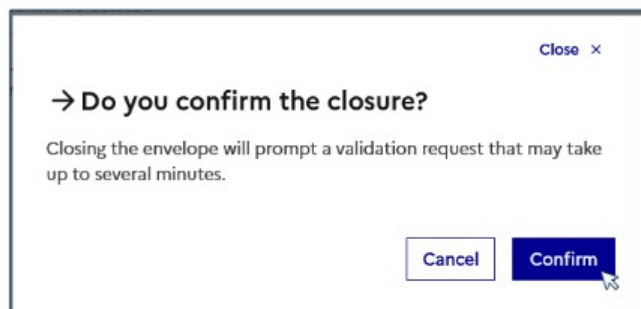
- 25FR000200001599J0 - Type de déclaration : Déclaration de transit anticipé
- 25FR17419730785AT4 - Type de déclaration : Déclaration ENS (sûreté sécurité)
- 25FRD0000002039CR6 - Type de déclaration : Déclaration d'importation anticipée
- 2500000179 - Type de déclaration : Déclaration d'importation anticipée

2. How to create an ELO

e. Barcode's generation for crossing

When closed, and if no anomaly was detected, a PDF will be generated for your ELO.

This document must be transmitted to the driver in charge of the merchandises transported, as it will be used by the cross-channel companies for pairing.



Reference : B202408081715230006



EI202408131715230001

Downloaded on : ___/___/___

Crossing direction: Import

Lorry type: Loaded

TIR/ATA : Yes

Transport contract : Yes

Postal flux : No

Pallets or empty packaging : No

SPS goods : No

Fishery products : No

Number of ENS (safety security) : 4

Number of declarations : 41

Anticipated importation :

24GB000084FYPVBOJ4

24GB000084FYPVBOJ4

24GB000084FYPVBOJ4

24GB000084FYPVBOJ4

24GB000084FYPVBOJ4

Anticipated transit :

24GB000084FYPVBOJ4

24GB000084FYPVBOJ4

24GB000084FYPVBOJ4

24GB000084FYPVBOJ4

24GB000084FYPVBOJ4

24GB000084FYPVBOJ4

24GB000084FYPVBOJ4

24GB000084FYPVBOJ4

24GB000084FYPVBOJ4

24GB000084FYPVBOJ4

24GB000084FYPVBOJ4

24GB000084FYPVBOJ4

24GB000084FYPVBOJ4

24GB000084FYPVBOJ4

Transit :

24GB000084FYPVBOJ4

24GB000084FYPVBOJ4

24GB000084FYPVBOJ4

24GB000084FYPVBOJ4

24GB000084FYPVBOJ4

24GB000084FYPVBOJ4

24GB000084FYPVBOJ4

24GB000084FYPVBOJ4

24GB000084FYPVBOJ4

24GB000084FYPVBOJ4

3. Customs services backup procedures

a. ELO and SI Brexit

If a backup procedures is triggered, you will be warned by the cross-channel companies or directly by French customs on <https://www.douane.gouv.fr/meteo/prodouane/pages/meteo>

In case ELO is unavailable :

Direct pairing of customs declarations by the chanel-crossing companies.
The ENS are still requested to be filed into ICS2 system.
ELO PDFs created before the unavailability can still be scanned.

In case SI Brexit is unavailable :

- UK to FR : **Green/red stickers** affixed by the cross-channel companies on the vehicules
- FR to UK : the cross-channel companies transmit to french customs authorities a list of the **export MRN** to regularized once the interruption's service is over.

3. Customs services backup procedures

b. Customs declarations' services

In case a slowdown is observed on ICS2 : you already received an ENS MRN, but ELO indicate your ENS is unknown. In this case, French customs can activate a switch, and authorize ELO's closing by ignoring ICS2's answer. Your MRN will be then tagged as « un-verified ».

In case an ICS2 BCP is officially triggered by the European Commission : operators can no longer submit ENSs in ICS2 or obtain MRNs. In this case, it will be possible to create ELOs without ICS2 MRNs. We are awaiting official confirmation of the BCP before authorizing this transition to the contingency procedure.

In case Delta T /NCTS is unavailable :

- After you already received a transit MRN : the vehicles will be oriented to the orange lane, and the transit movements will be regularized by French customs once the dysfunctions are over ;
- Before you received a transit MRN : please refer to Delta T/ NCTS backup procedures : <https://www.douane.gouv.fr/fiche/le-transit-delta-t>

In case Delta G/ Delta IE (import system) is unavailable :

- After you received an import declaration's reference or CRN : The vehicles will be oriented to the orange lane.
- Before you received an import declaration's reference or CRN : You need to make a paper declaration, which won't be integrated into ELO, and will be integrated in the french import system once the dysfunctions are over.

In case AES/ export system is unavailable :

- After you received an export MRN : you still can pair your ELO containing the export MRN. The movements will be regularized once the unavailability is over.
- Before you received an export MRN : The declarant makes a subsequent declaration to his export office, with his alternative proofs of exit.

3. Customs services backup procedures

b. Customs declarations' services

A future evolution (expected in production in **summer 2026**) will allow for economic operators to trigger a backup procedure in ELO, **in case of import or transit systems unavailabilities** :

Trucks with an ELO tagged in backup procedure will be oriented to the orange customs lane.

4. Transition to mandatory ELO

ELO will become mandatory on April 20th

Precise hour will be communicated as soon as possible.

Don't hesitate to visit our website for any doubt you have : douane.gouv.fr/ELO

A dedicated ELO userbook and an FAQ are available online

On April 20th and 21th :

- **A dedicated support channel** will be opened to assist Channel-crossing companies ;
- You can email us at dg-comint1-fil@douane.finances.gouv.fr in case of need of a quick answer.

*In case you have a question or encounter an issue , classic procedure is to open a ticket in our system :
<https://www.douane.gouv.fr/service-en-ligne/outil-en-ligne-de-gestion-de-lassistance-olga>*

Thank you for your attention!

Please share your questions, floor is yours